

2998JY

IF IN DOUBT ASK

DO NOT SCALE

PROJECTION

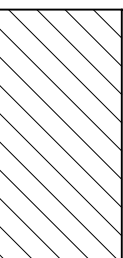


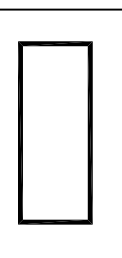
ALL UNSPECIFIED DIMENSIONS ARE IN INCHES

REV	DRAWN	CHECKED	CHECKING OFFICER	APPROVING OFFICER	DATE	ALIS WORKORDER	CHANGE
D	CPL R THOMAS	SGT R SCOTT		F/L VAN LEEUWEN LMA	01/09/99	99-30288-00	SHT 1. AMEND NOTE 5. SHT 2-5 PANEL PAINTING DETAILS ADDED.

NOTES

- AIRCRAFT SERIAL NUMBERS ARE TO BE LUSTERLESS BLACK (COLOUR No 37038) CAPITAL BLOCK UNIFORMS-J LETTERS AND ARABIC NUMERALS.
- THE FULL SERIAL WHICH APPEARS ON THE AFT FUSELAGE IS TO BE 100MM HIGH.
- THE ABBREVIATED SERIALS ON THE FIN TIP AND NOSE ARE TO BE 200MM HIGH.
- PAINT ALL EXTERNAL ROLE EQUIPMENT (INCLUDING WING PYLONS) DK GREEN COLOUR No. 34079.

COLOUR CHART

SYMBOL	COLOUR	FED-STD-595
	LIGHT GREEN	34102
	DARK GREEN	34079
	GREY	36081
	YELLOW	13583



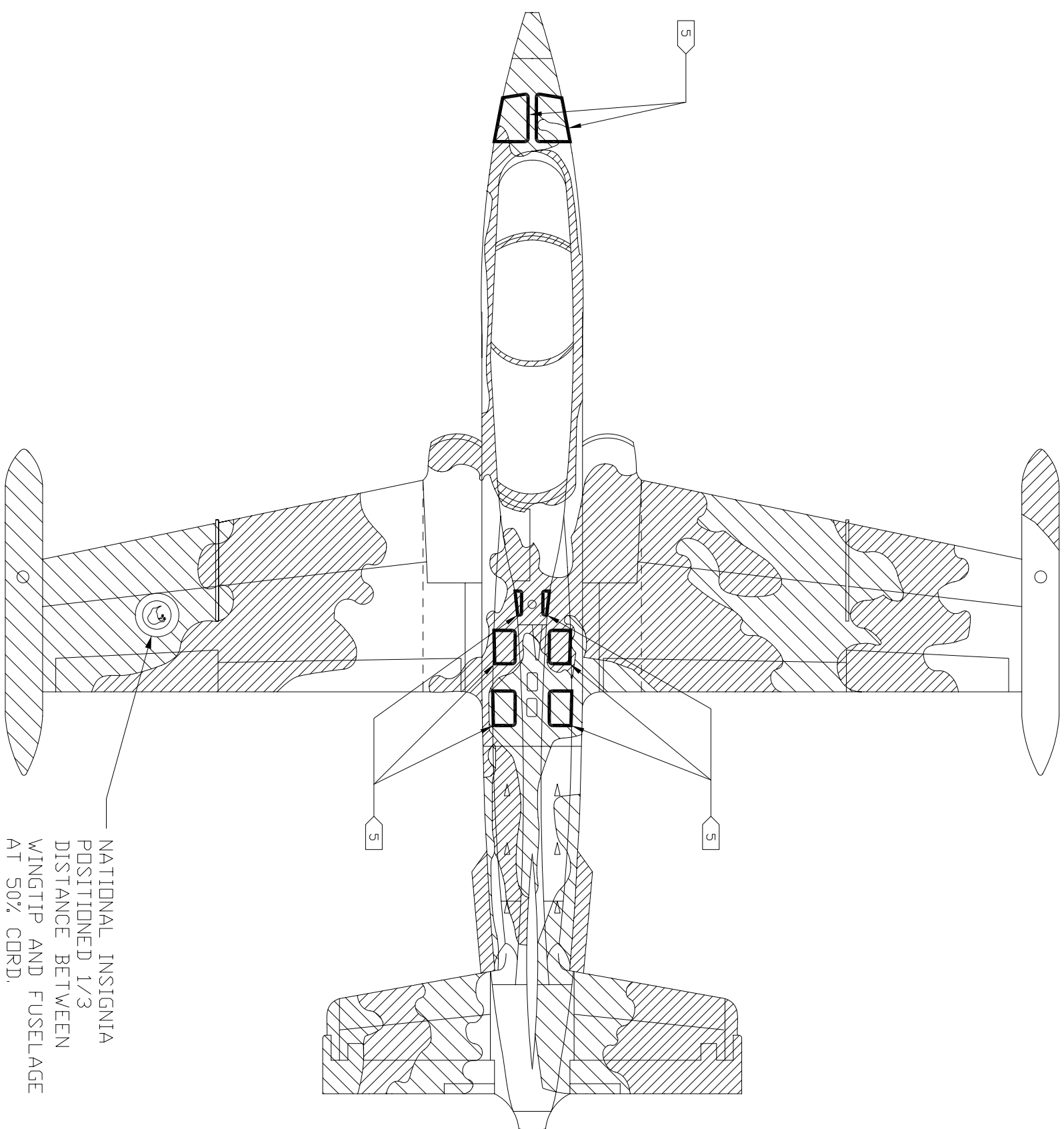
PAINT INSIDE THE HANDLES OF THE FOLLOWING PANEL NUMBERS IN YELLOW TO FED STD 595B COLOUR NUMBER 13538:

- 1113-1, 1131-1, 2113-1, 5112-1, 5112-2, 5113-1, 5213-1, 5213-2, 5213-3, 5223-1, 6112-1, 6112-2, 6113-1

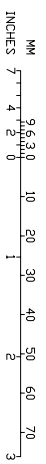
7	--	3	D
6	--	2	D
5	D	1	D
SHT NO	REV	SHT NO	REV
ND	ND	ND	ND

QTY	PART NUMBER	PART NAME	FIND NO	ZONE	SHT	HEAT TREATMENT	FINISH	MATERIAL DESCRIPTION OR SPECIFICATION	STOCK SIZE
	UNSTATED LIMITS								
	ERATIONAL	±1/32							
	DECIMAL	INCH							
	X	-----							
	0 X	+0.06							
	0.0 X	+0.03							
	0.00 X	+0.01							
	ANGULAR	0° 30'							
REFERENCES									
NZAP6005.005-2									
NEXT HIGHEST ASSY:									
ASSY NO									
TITLE		ROYAL NEW ZEALAND AIR FORCE							
FINISHING SCHEME - MB339C		SCHEME AND MARKINGS, APPLICATION							
SIZE		A1							
SCALE		NIL							
APPLICATION:		E0478							
MATERIAL		MB339C							
SHEET		01 OF 07							
AF8662									

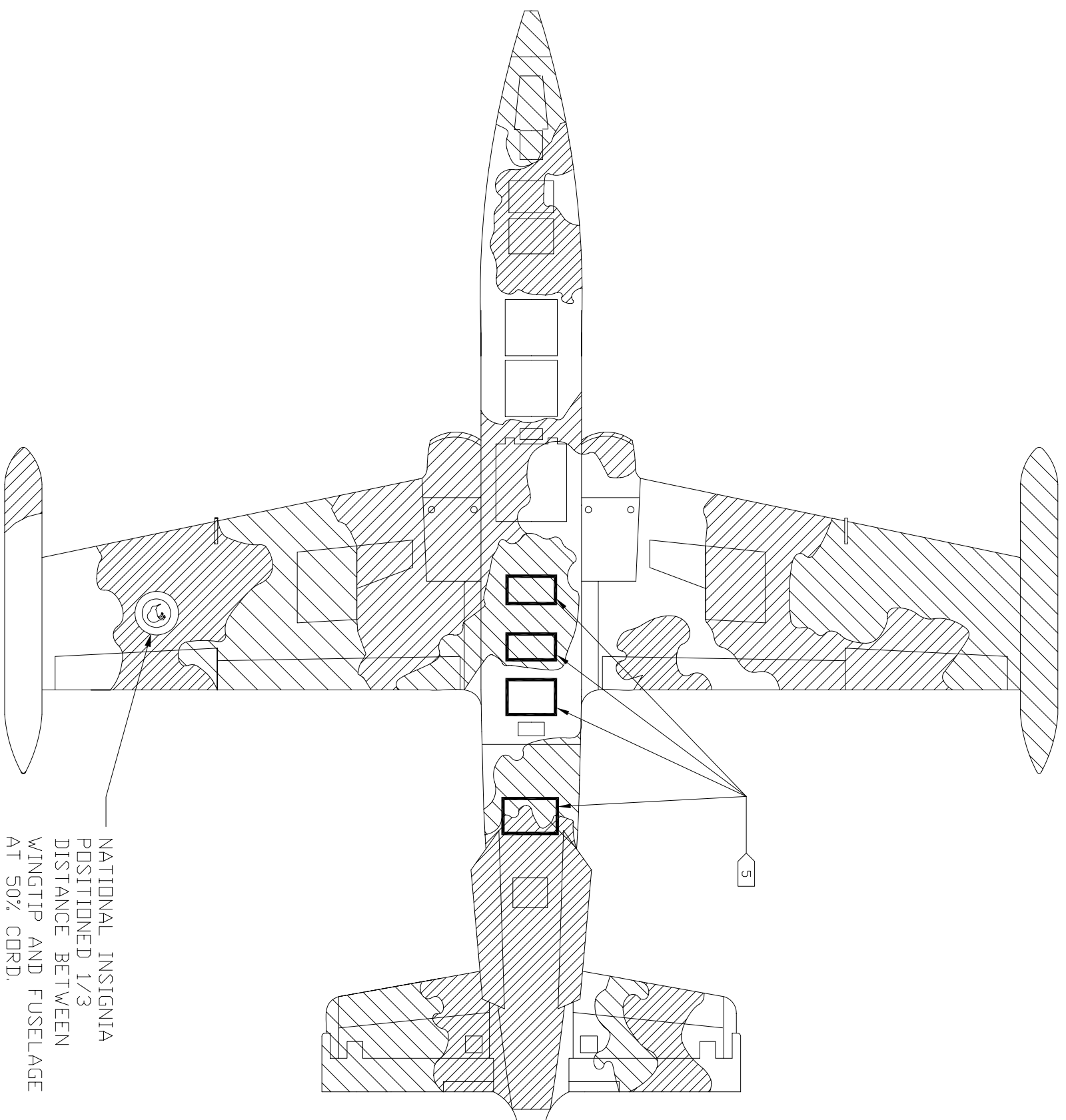
MM 0 10 20 30 40 50 60 70
INCHES 0 1 2 3



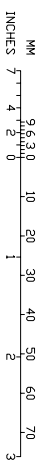
NATIONAL INSIGNIA
 POSITIONED 1/3
 DISTANCE BETWEEN
 WINGTIP AND FUSELAGE
 AT 50% CORD.
 DIMENSIONS ARE AS PER
 DETAIL ON SHEET 7.
 (KIWI FACES FORWARD,
 FEET INBOARD).



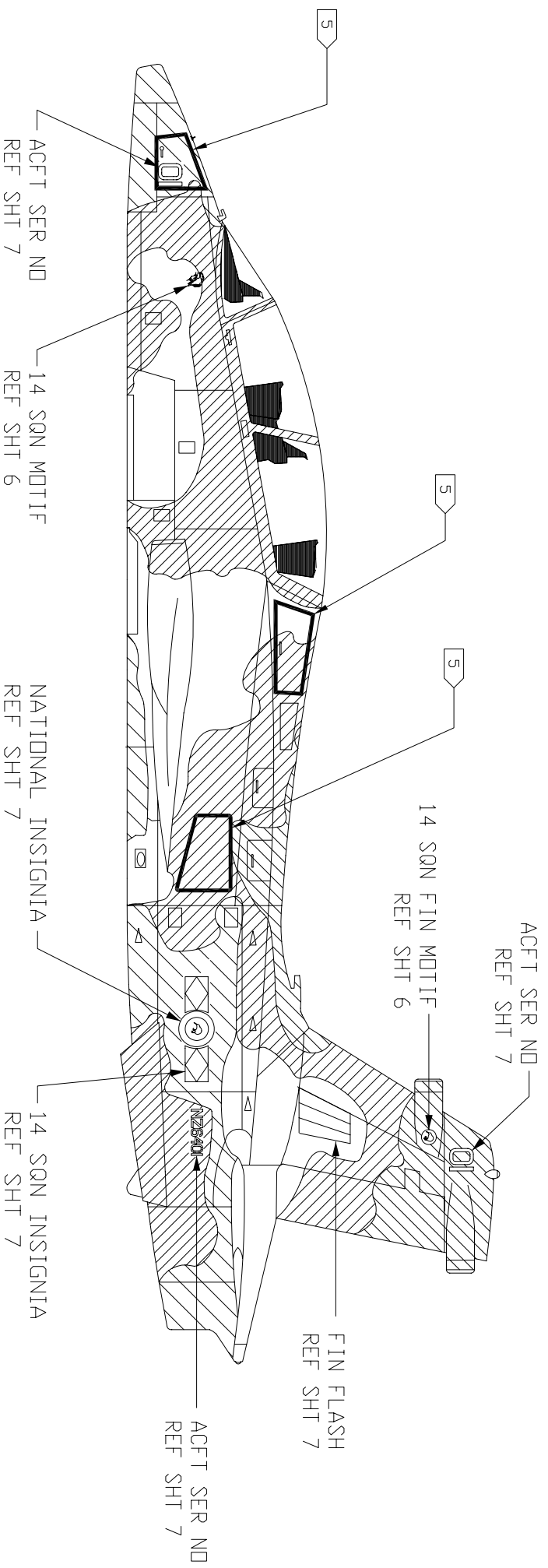
ROYAL NEW ZEALAND AIR FORCE			
SIZE	NSCM	DWG. NO.	REV
A1	E0478	AF 8662	D
SCALE:	NIL	APPLICATION:	SHEET
		MB339C	2 OF 7



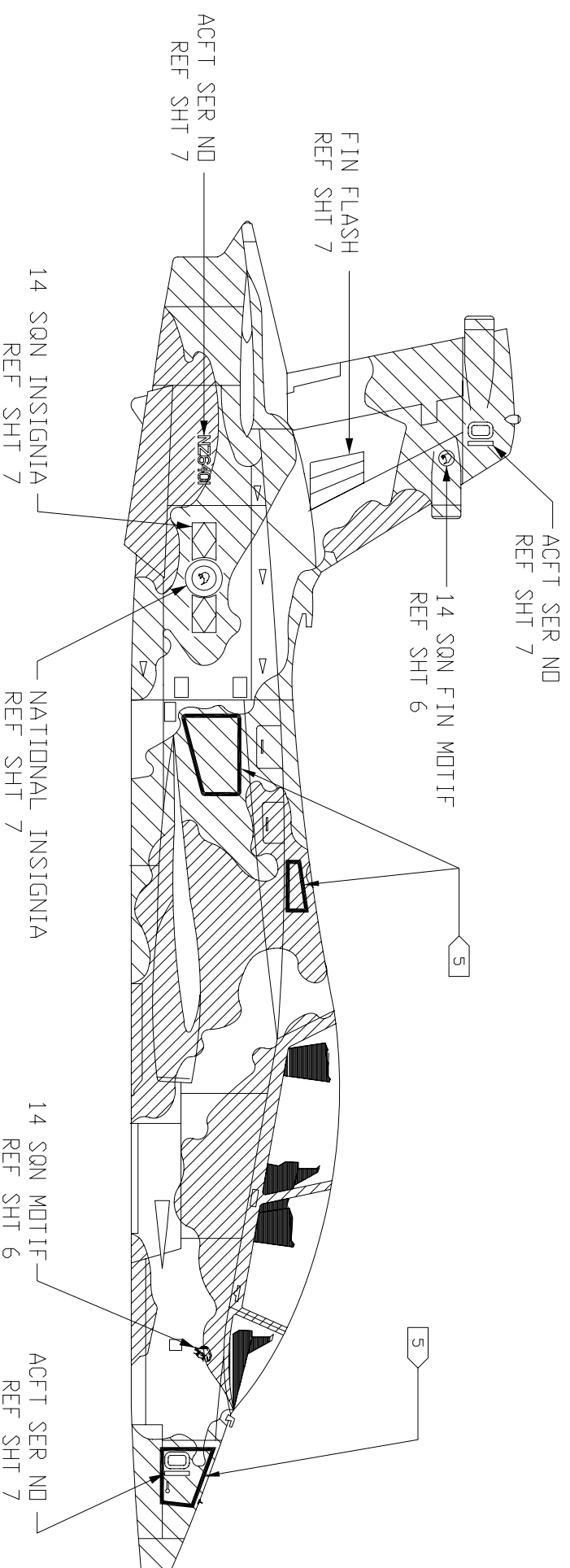
NATIONAL INSIGNIA
 POSITIONED 1/3
 DISTANCE BETWEEN
 WINGTIP AND FUSELAGE
 AT 50% CRD.
 DIMENSIONS ARE AS PER
 DETAIL ON SHEET 7.
 (KIWI FACES FORWARD,
 FEET INBOARD).



ROYAL NEW ZEALAND AIR FORCE			
SIZE	NSCM	DWG. NO.	REV
A1	E0478	AF 8662	D
SCALE:	NIL	APPLICATION:	SHEET
		MB339C	3 OF 7

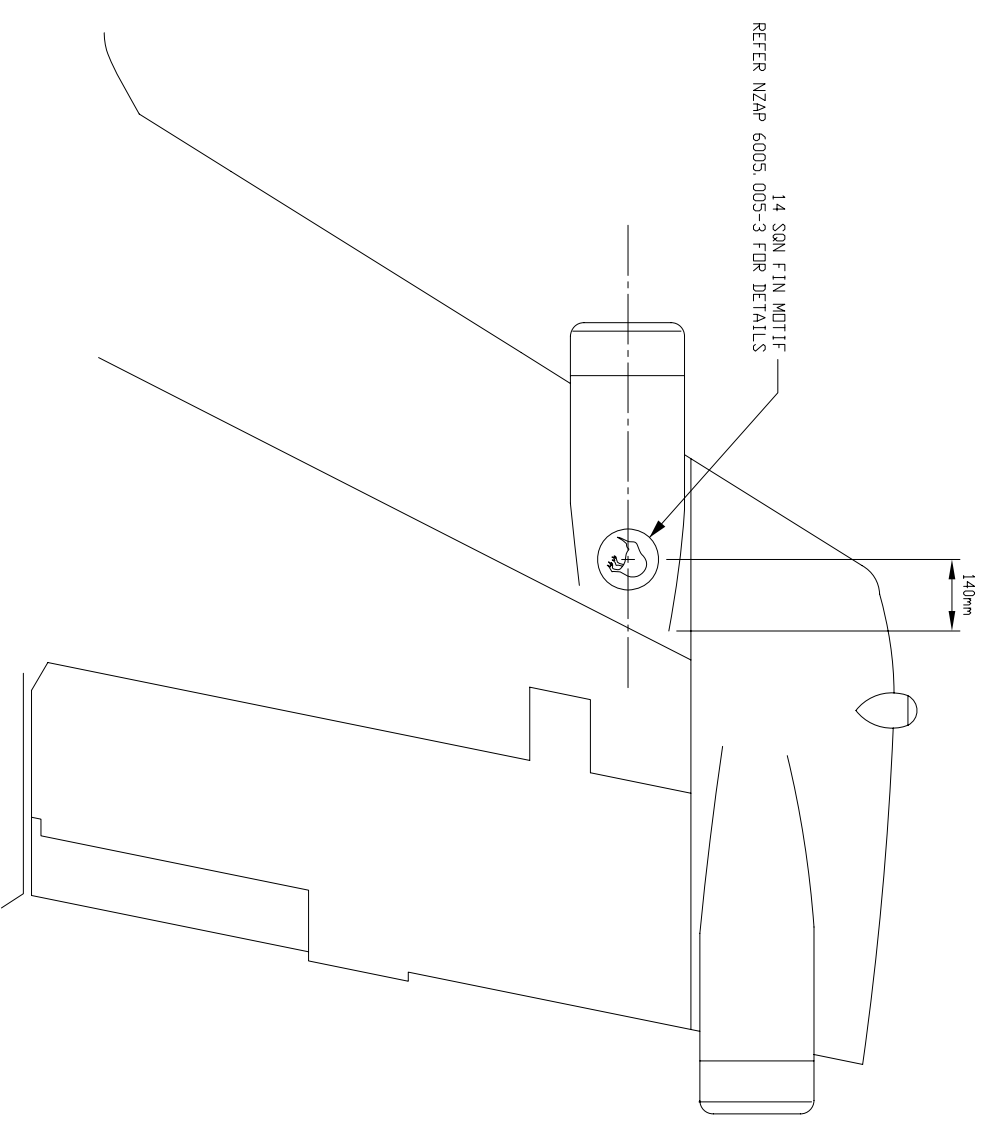
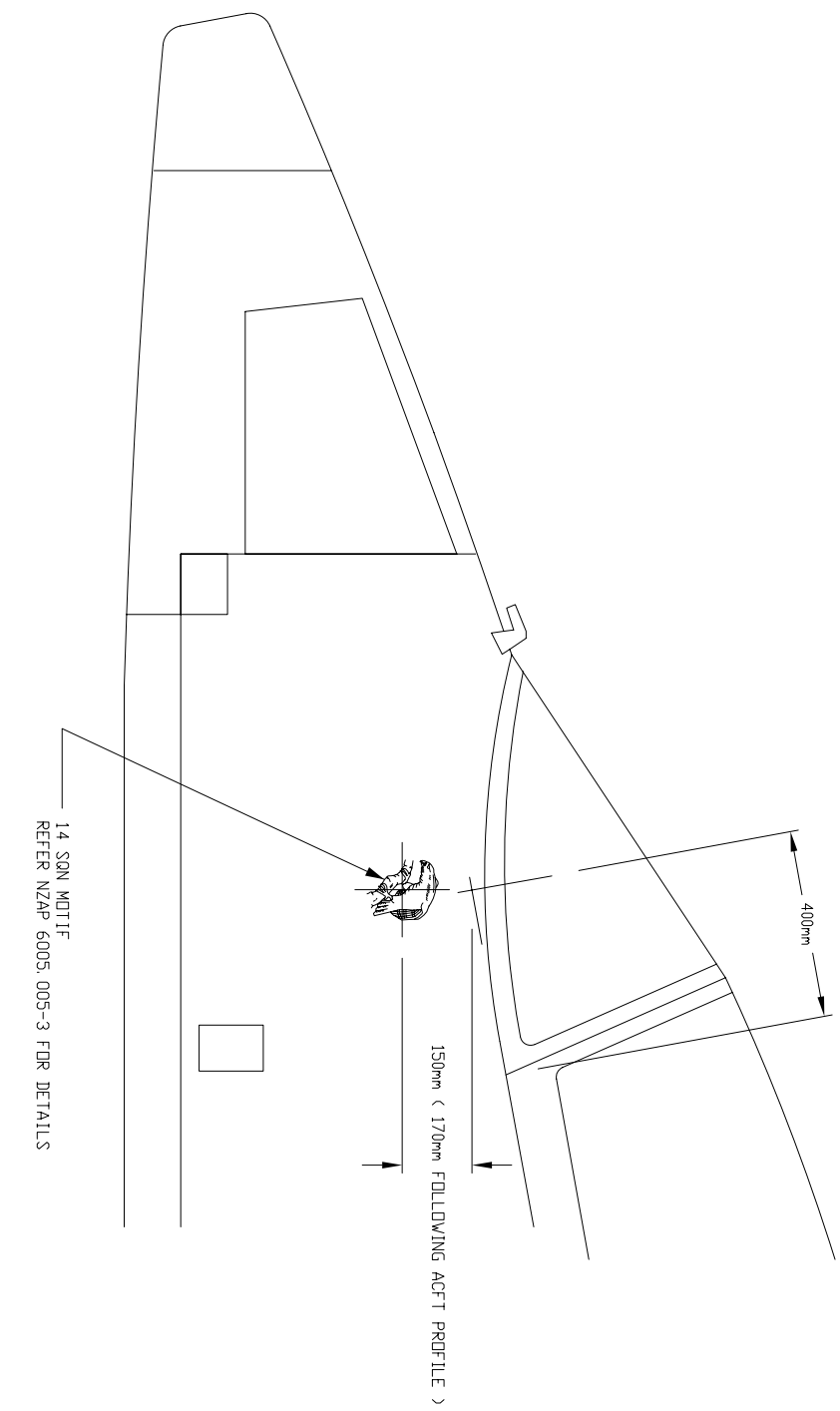


ROYAL NEW ZEALAND AIR FORCE		REV
SIZE	NSCM	DWG. NO.
A1	E0478	AF 8662
SCALE:	NIL	APPLICATION:
		MB339C
		SHEET
		4 OF 7

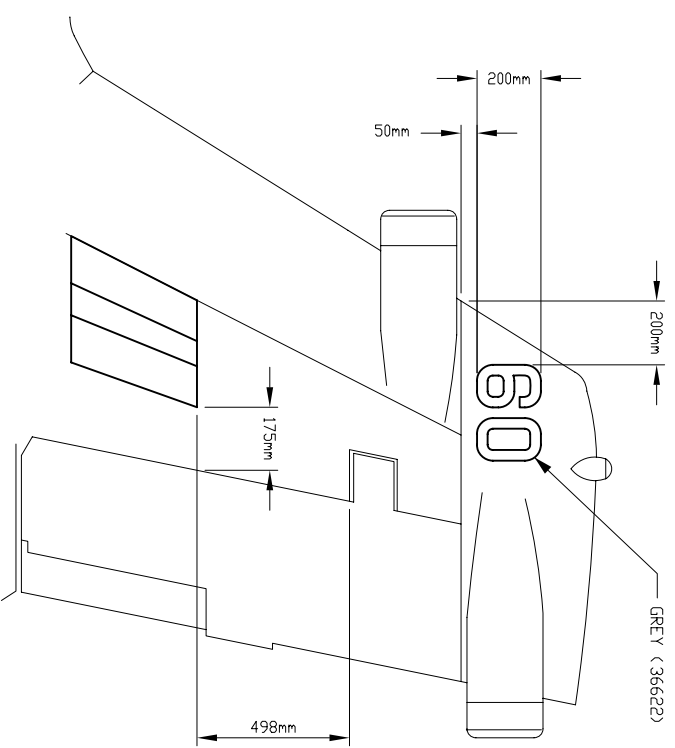


MM 95.30 10 20 30 40 50 60 70
INCHES 7 4 2 1 2 3

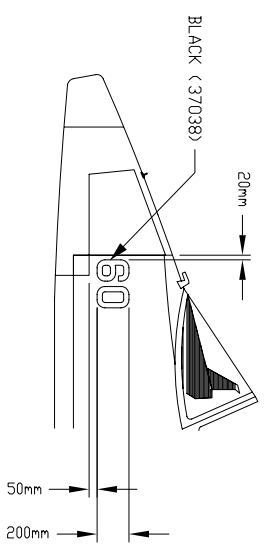
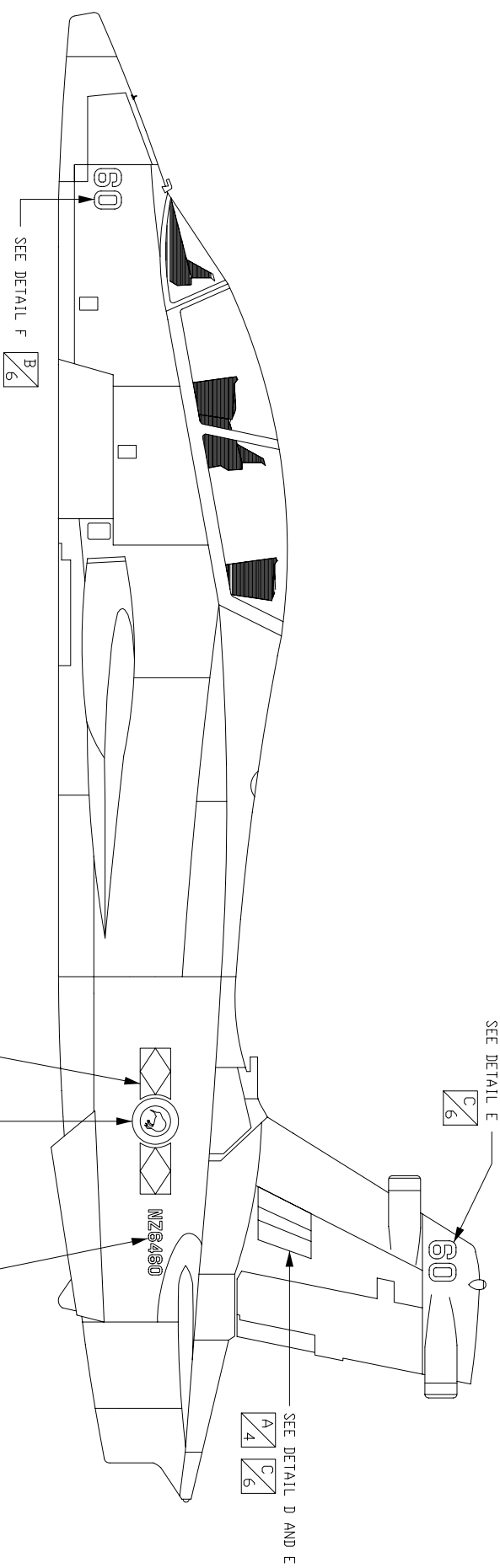
ROYAL NEW ZEALAND AIR FORCE			
SIZE	NSCM	DWG NO	REV
A1	E0478	AF 8662	D
SCALE	NIL	APPLICATION	SHEET
		MB339C	5 OF 7



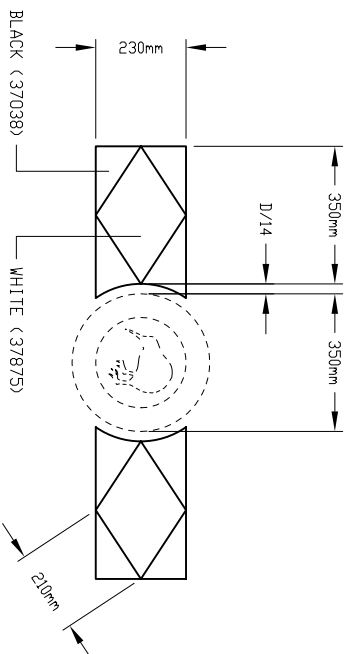
ROYAL NEW ZEALAND AIR FORCE			
SIZE	NSCM	E0478	REV
A1			--
SCALE:	NTS	APPLICATION:	
		MB339C	SHEET 6 OF 7



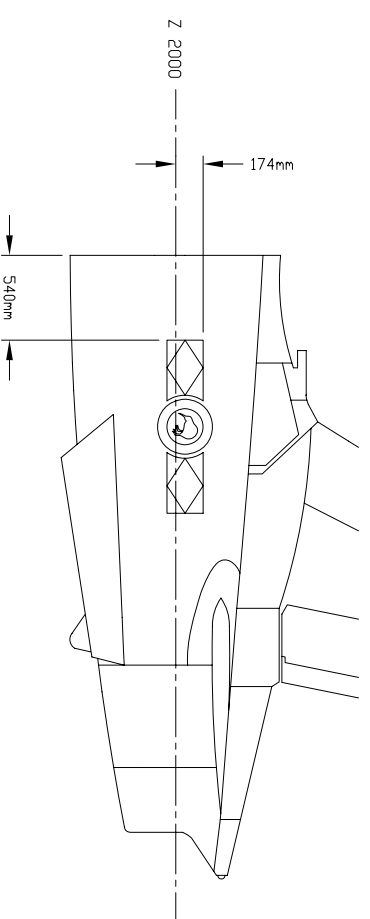
DETAIL E



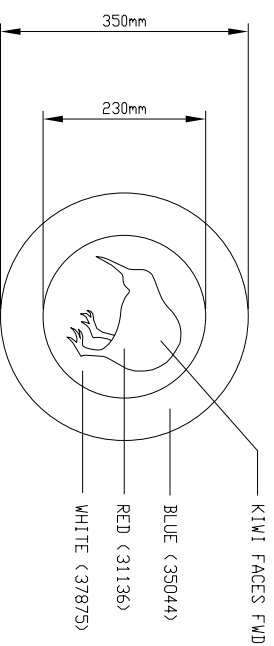
DETAIL F



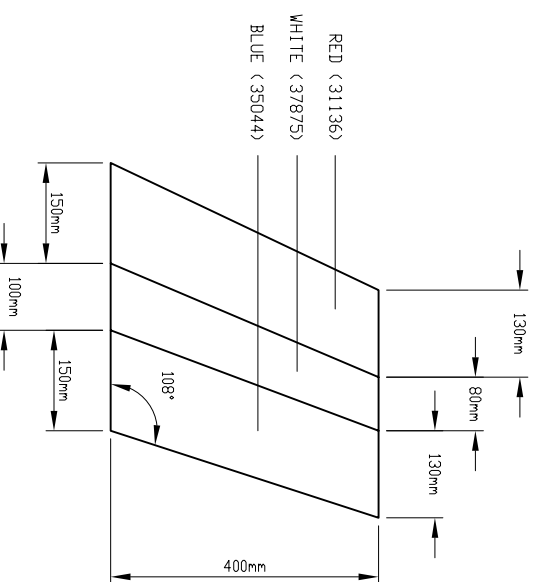
DETAIL C



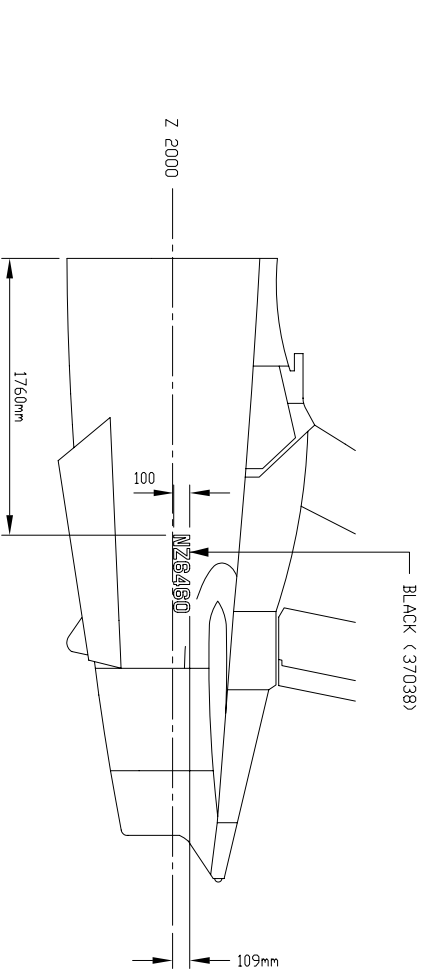
DETAIL A



DETAIL G

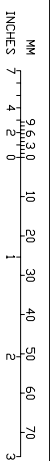


DETAIL D



DETAIL B

NOTE: COLOUR NUMBERS SHOWN ARE IAW FED-STD-595A.



SIZE		NSCM		ROYAL NEW ZEALAND AIR FORCE	
A1		E0478		DMG INT	
SCALE		NTS		APPLICATION	
				MB339C	
				SHEET 7 OF 7	
				REV	
				AF 8662	